

Sustainable
Metal Envelope Cladding

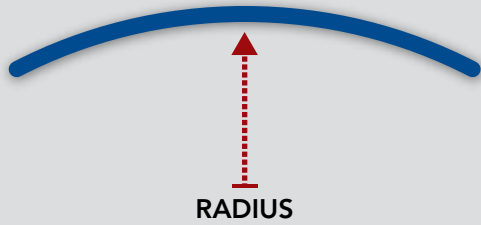
The MorZip logo features the brand name in a bold, blue, sans-serif font. A white, curved swoosh arches over the letters 'o' and 'r'.The Morin logo consists of the word 'Morin' in a bold, blue, sans-serif font.

A Kingspan Group Company

Curving Guidelines

CONVEX LAY-DOWN CURVE

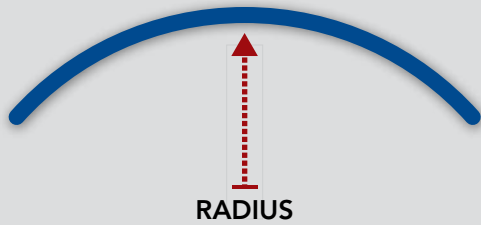
Minimum panel radius without mechanical curving



ALUMINUM		STAINLESS STEEL		ZINC		COPPER	
Thickness	Min. Radius	Gauge	Min. Radius	Thickness	Min. Radius	Weight / Sq. Ft.	Min. Radius
.032 in.	125 ft.	24 ga.	175 ft.	0.80 mm	175 ft.	16 oz.	175 ft.
.040 in.	135 ft.	22 ga.	215 ft.	1.00 mm	185 ft.	20 oz.	185 ft.
.050 in.	145 ft.	20 ga.	250 ft.	1.25 mm	200 ft.	32 oz.	200 ft.

CONVEX MECHANICAL CURVE

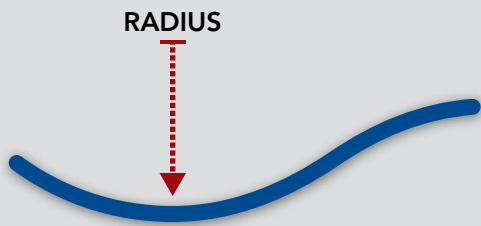
Minimum panel radius with mechanical curving



ALUMINUM		STAINLESS STEEL		ZINC		COPPER	
Thickness	Min. Radius	Gauge	Min. Radius	Thickness	Min. Radius	Weight / Sq. Ft.	Min. Radius
.032 in.	30 ft.	24 ga.	32 ft.	0.80 mm	30 ft.	16 oz.	30 ft.
.040 in.	30 ft.	22 ga.	32 ft.	1.00 mm	30 ft.	20 oz.	30 ft.
.050 in.	30 ft.	20 ga.	32 ft.	1.25 mm	30 ft.	32 oz.	30 ft.


CONCAVE MECHANICAL CURVE

Minimum panel radius with mechanical curving



ALUMINUM		STAINLESS STEEL		ZINC		COPPER	
Thickness	Min. Radius	Gauge	Min. Radius	Thickness	Min. Radius	Weight / Sq. Ft.	Min. Radius
.032 in.	30 ft.	24 ga.	40 ft.	0.80 mm	30 ft.	16 oz.	33 ft.
.040 in.	30 ft.	22 ga.	40 ft.	1.00 mm	30 ft.	20 oz.	30 ft.
.050 in.	30 ft.	20 ga.	40 ft.	1.25 mm	30 ft.	32 oz.	30 ft.

Tapered Panel Options



Morin can provide both curved and straight tapered MorZip panels. Contact Technical Services Department with your unique project requirements.