




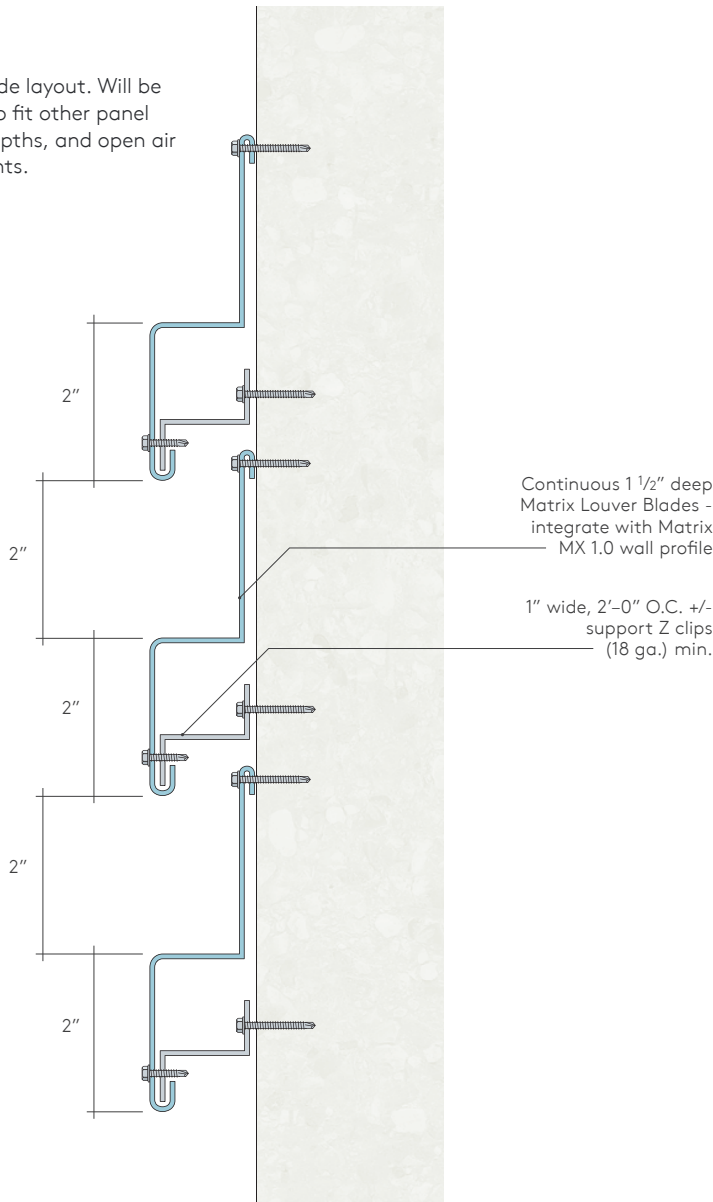
Morin Integrated Louver Blade Systems

Form and function. Creating a seamless look
with Morin custom louver blades.




Morin profile matching louvers are designed to blend with adjacent panels in material and finish. Morin can design panels that conceal the louver location providing a seamless finished look.

Typical blade layout. Will be modified to fit other panel profiles, depths, and open air requirements.



Morin fabricates cosmetic or non-functioning louver options matching virtually all panel series available. Louvers can be designed to allow a predetermined open area for specific projects ventilation requirements.

- Can be supplied in conjunction with many of our series panels including Matrix, Integrity, and Exposed.
- Blades are cosmetic only and do not have any structural or weatherproofing testing.
- Normally fabricated from same material as adjoining profile.
- Depths can vary depending on percent open required.
- Percent open can vary from 10% to approximately 40%.
- Blades are normally supplied in 10' lengths.
- Support Z clips are normally supplied 18 gauge steel or .050 aluminum in a white wash coat finish or color selected by Morin.
- Support Z clips are normally spaced at 1' to 2' OC, but can vary depending on wind pressure.
- Louvers blades are typically installed horizontally, but can be vertical or inverted with opening to sky.



HQ / East 685 Middle Street, Bristol, CT 06010 T: 1-800-640-9501
 West 10707 Commerce Way, Fontana, CA 92337 T: 1-800-700-6140
 South 1975 Eidson Drive, DeLand, FL 32724 T: 1-800-640-9501

www.morincorp.com #morincorp



Morin[®]
 A Kingspan Group Company