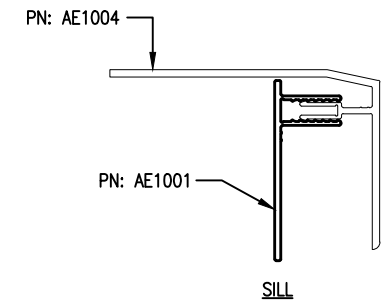
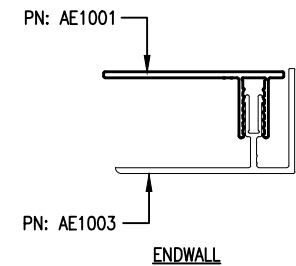
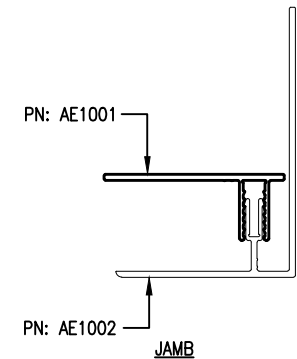


NOTES:

1. ALL DIMENSIONS ARE NOMINAL.
2. DIMENSIONS AND ANGLES MAY VARY SLIGHTLY BETWEEN GAUGES.
3. THE CUSTOMER IS RESPONSIBLE FOR ALL INFORMATION ON THIS DOCUMENT.
4. UNLESS OTHERWISE SPECIFIED: STANDARD ALUM. ASSOC. TOLERANCES
APPLY BREAK SHARP CORNERS R.016 MAX.
UNSPECIFIED RADII = .016
5. EXTRUSION THICKNESS U.N.O NOMINAL .100"



NOT TO SCALE



DATE:	COLOR:	P.N.: AE1001
APPROVED BY:	MATERIAL: 6063-T5	
CUSTOMER:	WEIGHT: 0.515 LB/FT	REV.:11/22 K.P
JOB NAME:	LENGTH: 19'-0"	
JOB NO.:	INSIDE SECTION OF ENDWALL/SILL/JAMB EXTRUSION (NO PAIN)-1 1/2" DEEP	